



كيفية تسجيل المحاضرات

على منصة البلاك بورد

How To record online sessions on Blackboard

test-merged
test merged

Content Calendar Discussions Gradebook Messages Analytics

Course Faculty

Nesma Khater
INSTRUCTOR

Course Content

New Test 11/17/21
Due date: 11/18/21, 12:00 AM
Visible to students

Details & Actions

- Roster
[View everyone in your course](#)
- Course Groups
[Create and manage groups](#)
- Course Image
[Edit display settings](#)
- Course is open
[Students can access this course](#)
- Blackboard Collaborate
[Join session](#)
- Course Room
[Mark attendance](#)
- Announcements
[Create announcement](#)
- Books & Tools
[View course & institution tools](#)
- Question Banks
[Manage banks](#)

يتم إنشاء

Course Room

بالضغط على

Blackboard collaborate



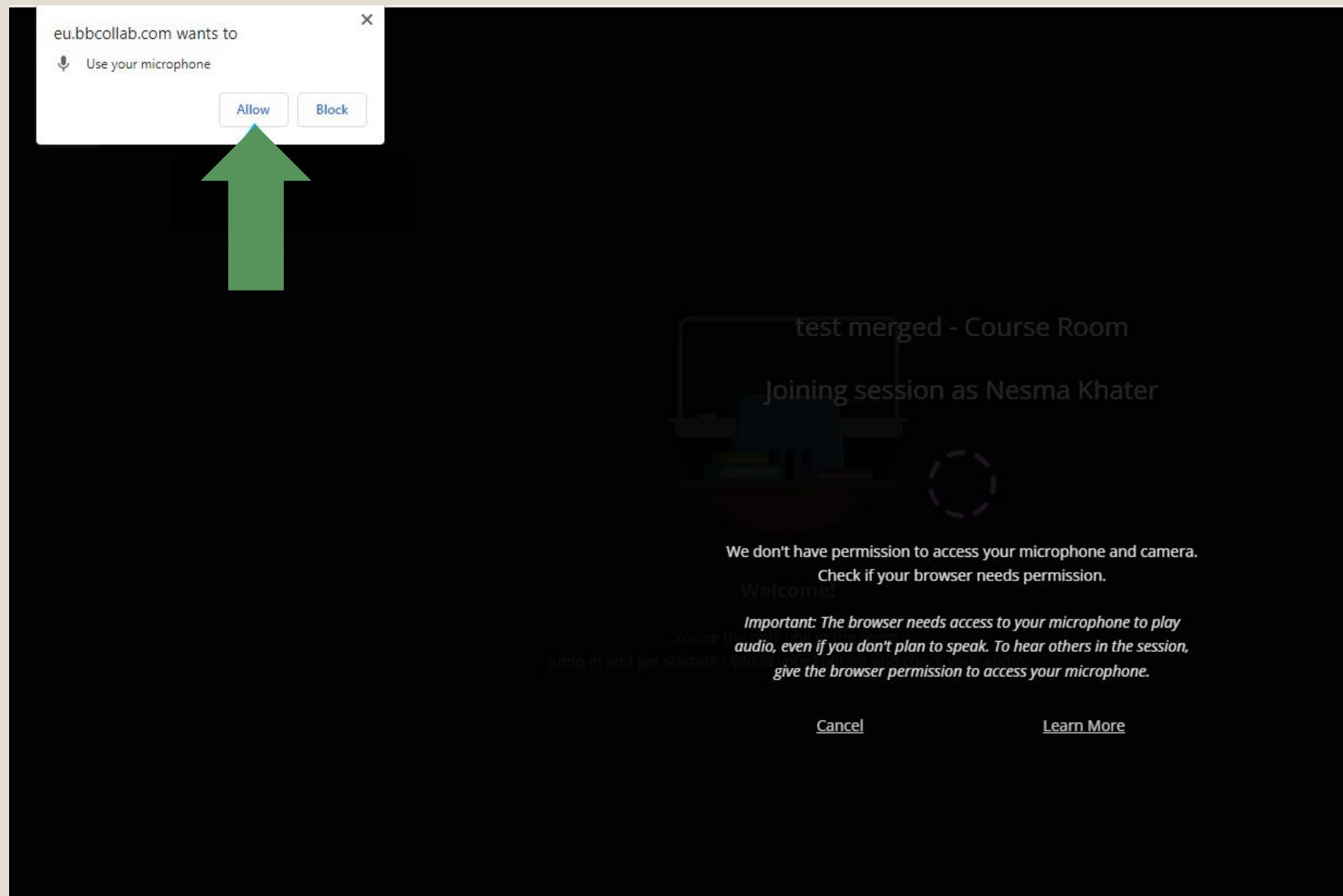
Join Session



Course Room

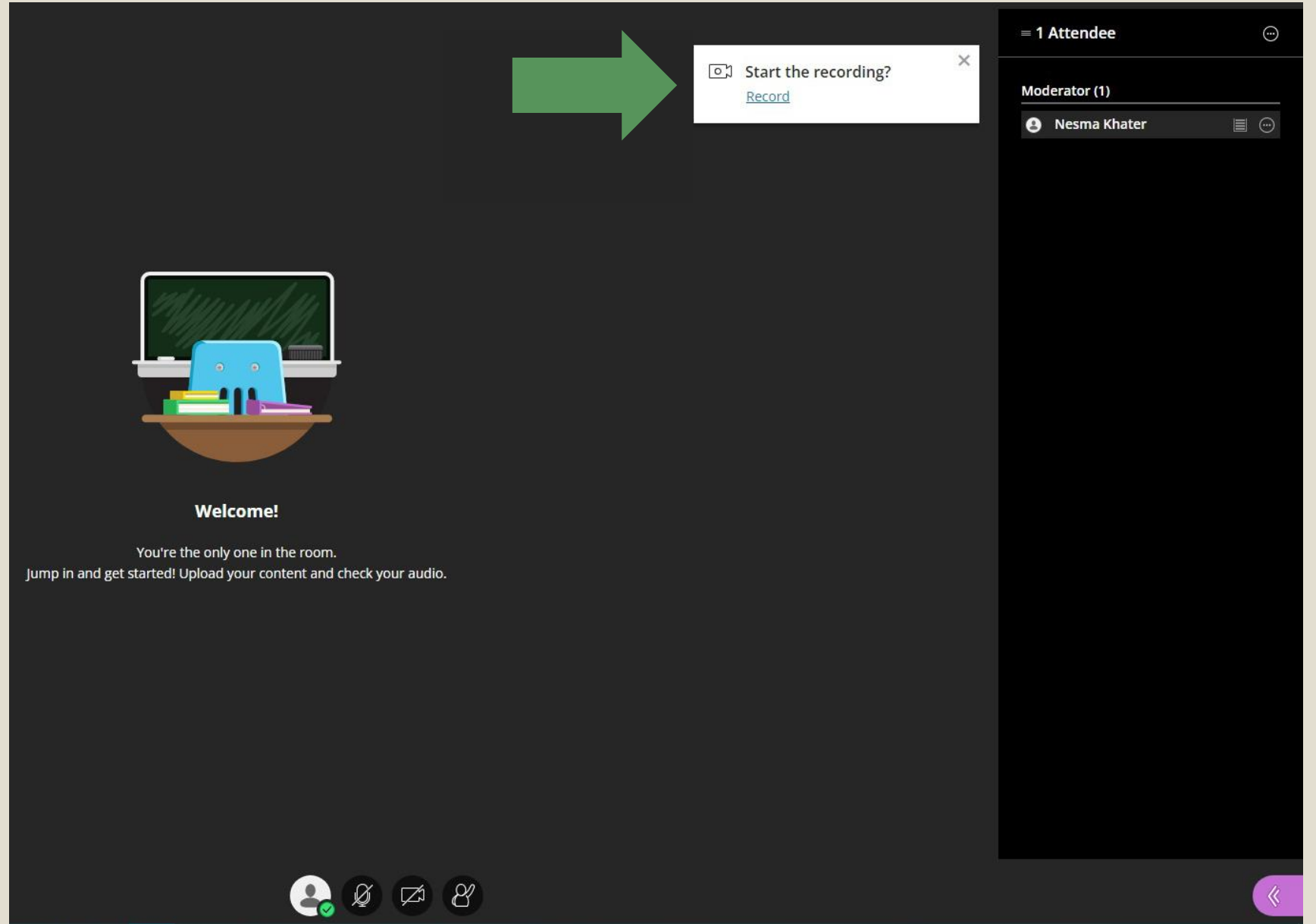
عند بداية المحاضرة يطلب
الإذن بالسماح بفتح
الميكروفون او الكاميرا
برجاء الضغط على

Allow



بمجرد بدء المحاضرة
سيظهر طلب للسماح
بتسجيل المحاضرة..
برجاء الضغط على

Record



The screenshot shows a Zoom meeting interface. A green arrow points to a dialog box that says "Start the recording?" with a "Record" button. The main screen displays a "Welcome!" message and instructions: "You're the only one in the room. Jump in and get started! Upload your content and check your audio." The right sidebar shows "1 Attendee" and "Moderator (1)" with the name "Nesma Khater". The bottom toolbar includes icons for profile, mute, video, and chat.

test merged - Course R...

Start Recording

Use your phone for audio
Long distance charges may apply

Report an issue

Tell me about Collaborate

Blackboard Collaborate Help

Privacy Policy

Leave session

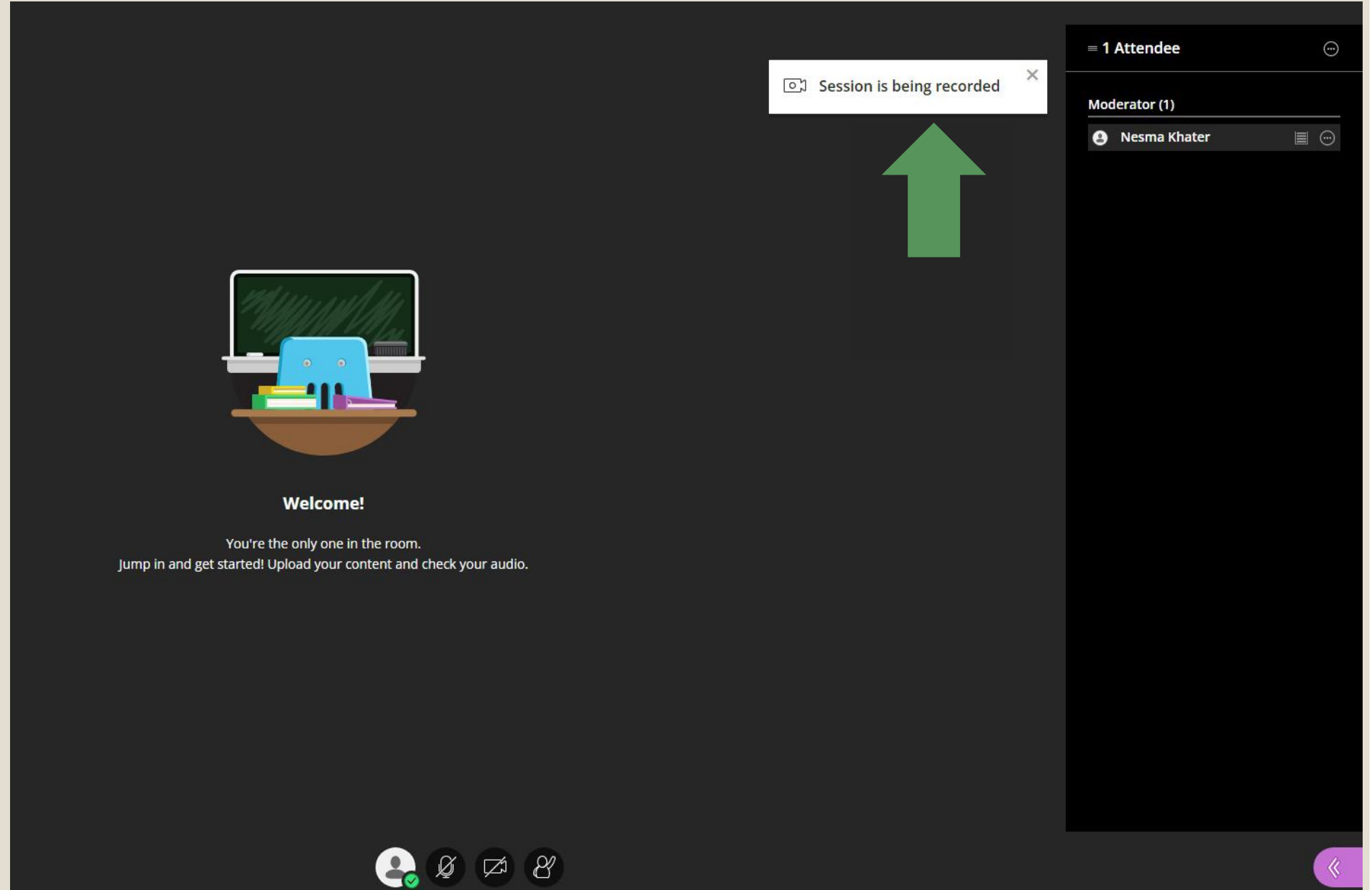
Welcome!

You're the only one in the room.
Jump in and get started! Upload your content and check your audio.

Start Recording

يمكنك ايضا القيام بتسجيل
المحاضرة من خلال القائمة
الموجودة فى يسار
الشاشة واختيار
Start Recording

سوف تظهر
رسالة
ببداية
التسجيل



The screenshot displays a Zoom meeting interface. At the top center, a white notification box with a camera icon and a close button (X) contains the text "Session is being recorded". A large green arrow points upwards from the center of the screen towards this notification. Below the notification, the main meeting area shows a "Welcome!" message with a sub-header "Welcome!" and a body of text: "You're the only one in the room. Jump in and get started! Upload your content and check your audio." Above the text is an illustration of a desk with a laptop, a blue chair, and books. On the right side, a sidebar titled "1 Attendee" lists a moderator named "Nesma Khater". At the bottom of the screen, there is a toolbar with icons for profile, mute, video, and chat. A purple back arrow is visible in the bottom right corner.

test-merged

test merged

Content Calendar Discussions Gradebook Messages Analytics

Course Faculty



Nesma Khater

INSTRUCTOR

Details & Actions

Roster
[View everyone in your course](#)

Course Groups
[Create and manage groups](#)

Course Image
[Edit display settings](#)

Course is open
[Students can access this course](#)

Blackboard Collaborate
[Join session](#)

Attendance
[Mark attendance](#)

Announcements
[Create announcement](#)

Books & Tools
[View course & tools](#)

Question Banks
[Manage banks](#)

- Get course room guest link
- Edit course room settings
- View room report
- Manage all sessions
- View all recordings
- Disable course room

Add course schedule

[Skip](#)

Course Content

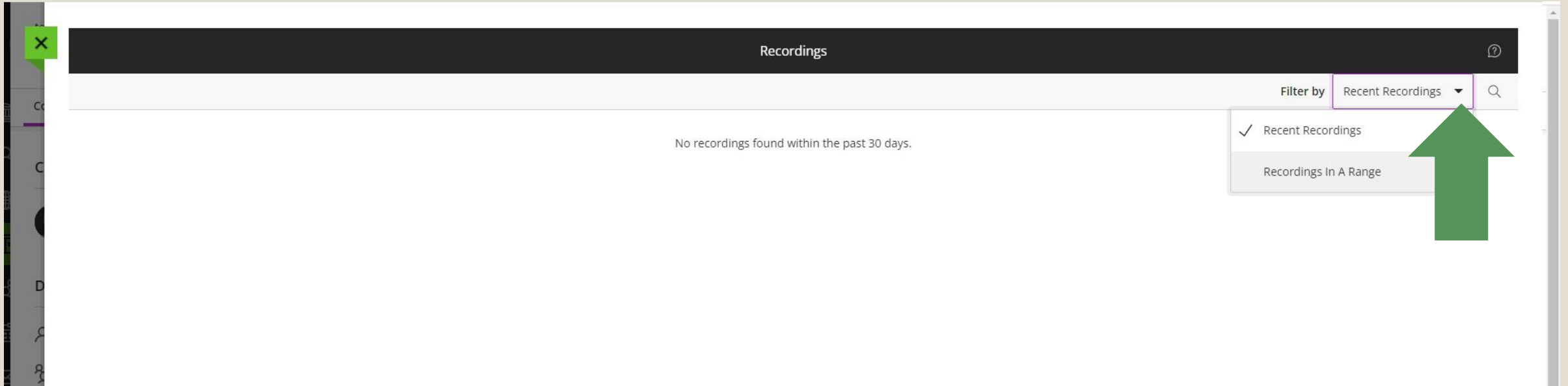
New Test 11/17/21
Due date: 11/18/21, 12:00 AM
Visible to students

لعرض المحاضرات التي تم
تسجيلها مسبقا برجاء الضغط
على النقاط الموجودة بجانب

Blackboard Collaborate

ثم إختيار

View all recording



من السهم المشار اليه قم باختيار:

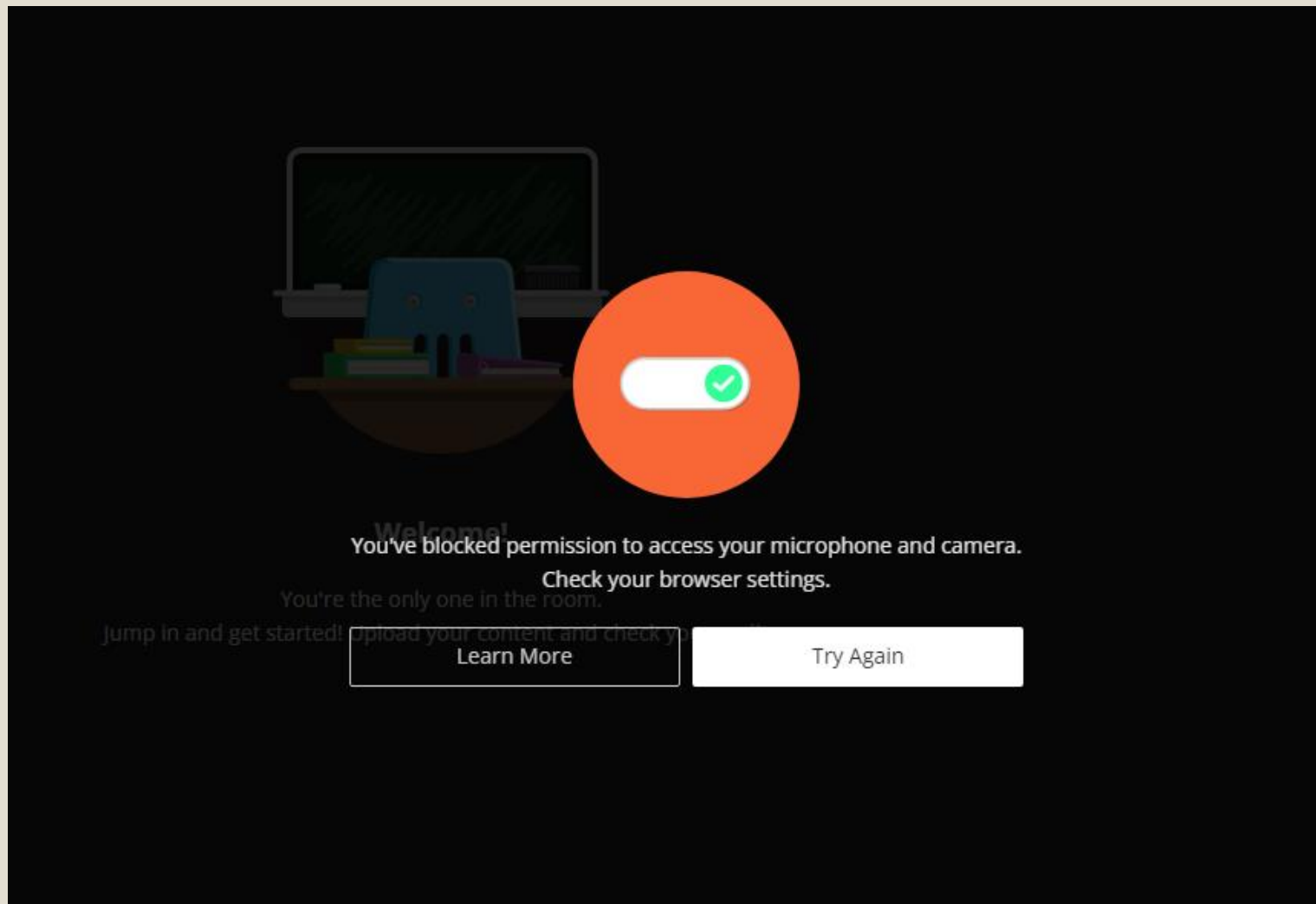
Recent Recording لإظهار المحاضرات المسجلة مؤخرا

Recording in a range لإظهار المحاضرات المسجلة بتاريخ محدد

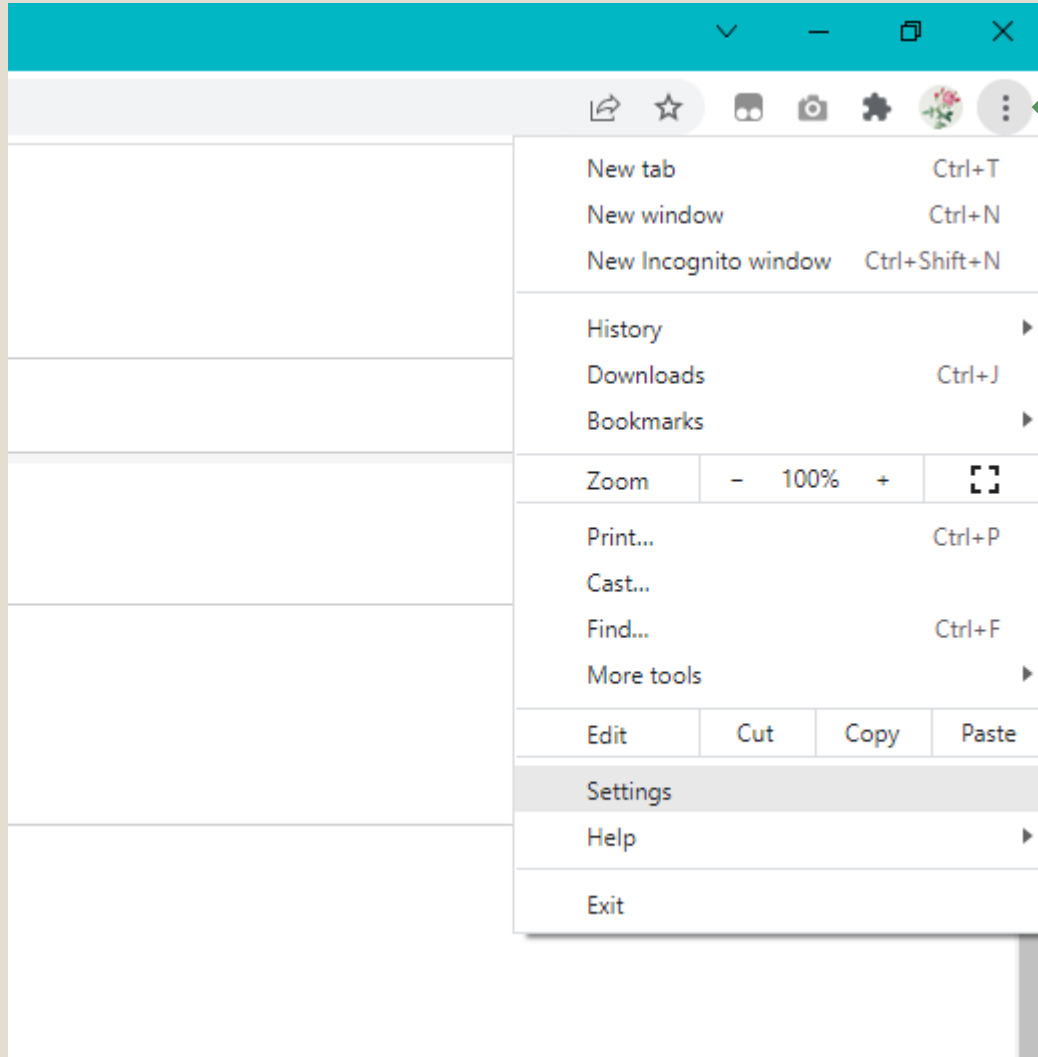
The screenshot displays the 'Recordings' interface. At the top, there is a search bar with the text 'Filter by Recordings In A Range'. Below this, there are two date pickers set to '2/23/22'. The main content is a table with the following columns: 'Session name / Recording name', 'Start date', 'Duration', 'Access', and 'Closed Captions'. A single row is visible with the recording name 'test merged / recording_1', start date '2/23/22, 10:49 AM', duration '00:04:41', access 'Course members only', and closed captions 'No captions'. A green arrow points to a three-dot menu icon on the right side of the table row. This menu is open, showing options: 'Watch now', 'Download', 'Recording settings', 'Copy link', and 'Delete'.

Session name / Recording name	Start date	Duration	Access	Closed Captions
test merged / recording_1	2/23/22, 10:49 AM	00:04:41	Course members only	No captions

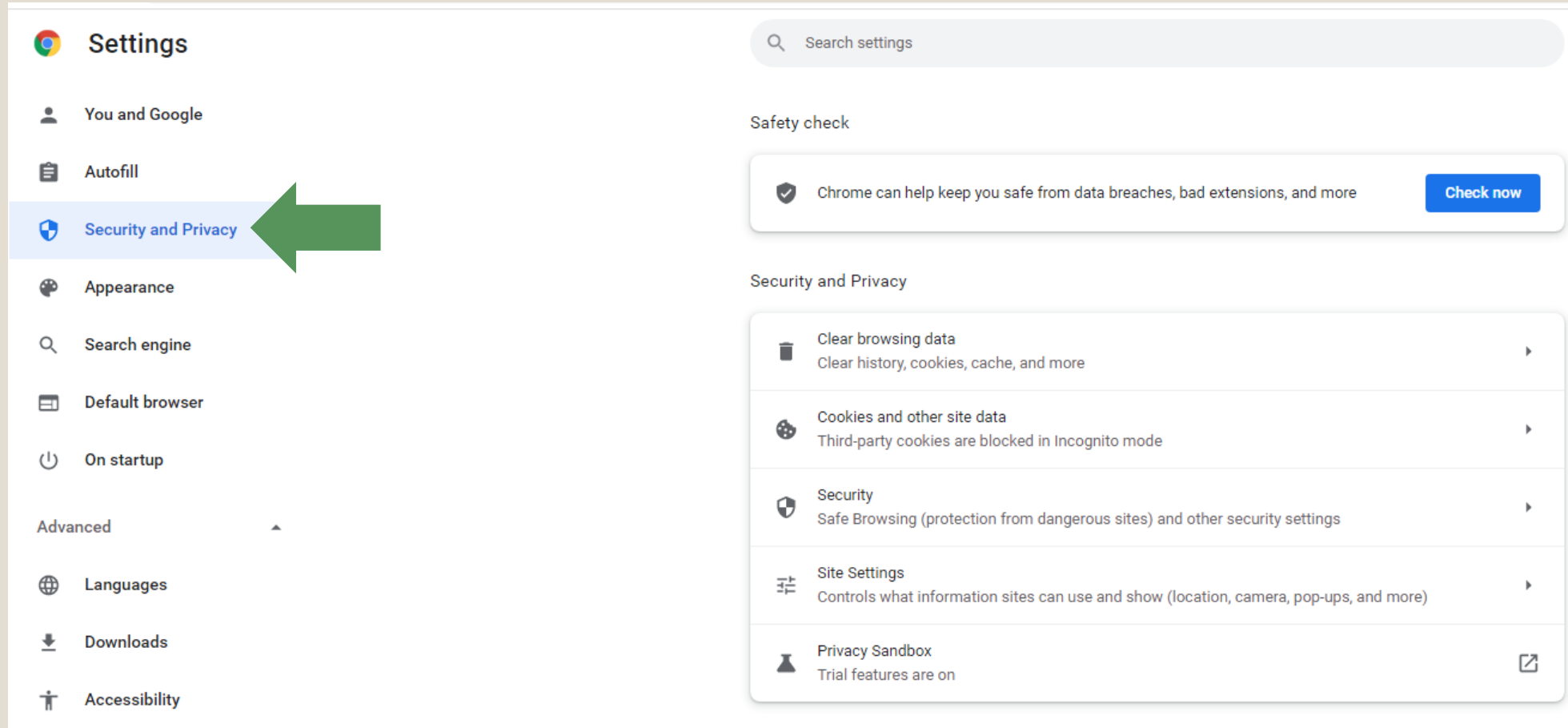
بعد ظهور المحاضرات المسجلة بإمكانك القيام بمشاهدتها او مسحها من خلال النقاط
الموجودة بجانب المحاضرة المسجلة على الجهة اليسار كما هو مشار بالسهم



في حالة ظهور هذه
الرسالة برجاء القيام
بالخطوات التالية



الضغط على القائمة في جهة اليسار
المشار اليها



ثم إختيار Security and Privacy

تم اختيار **Site Settings**



Safety check



Chrome can help keep you safe from data breaches, bad extensions, and more

[Check now](#)

Security and Privacy



Clear browsing data

Clear history, cookies, cache, and more



Cookies and other site data

Third-party cookies are blocked in Incognito mode



Security

Safe Browsing (protection from dangerous sites) and other security settings



Site Settings

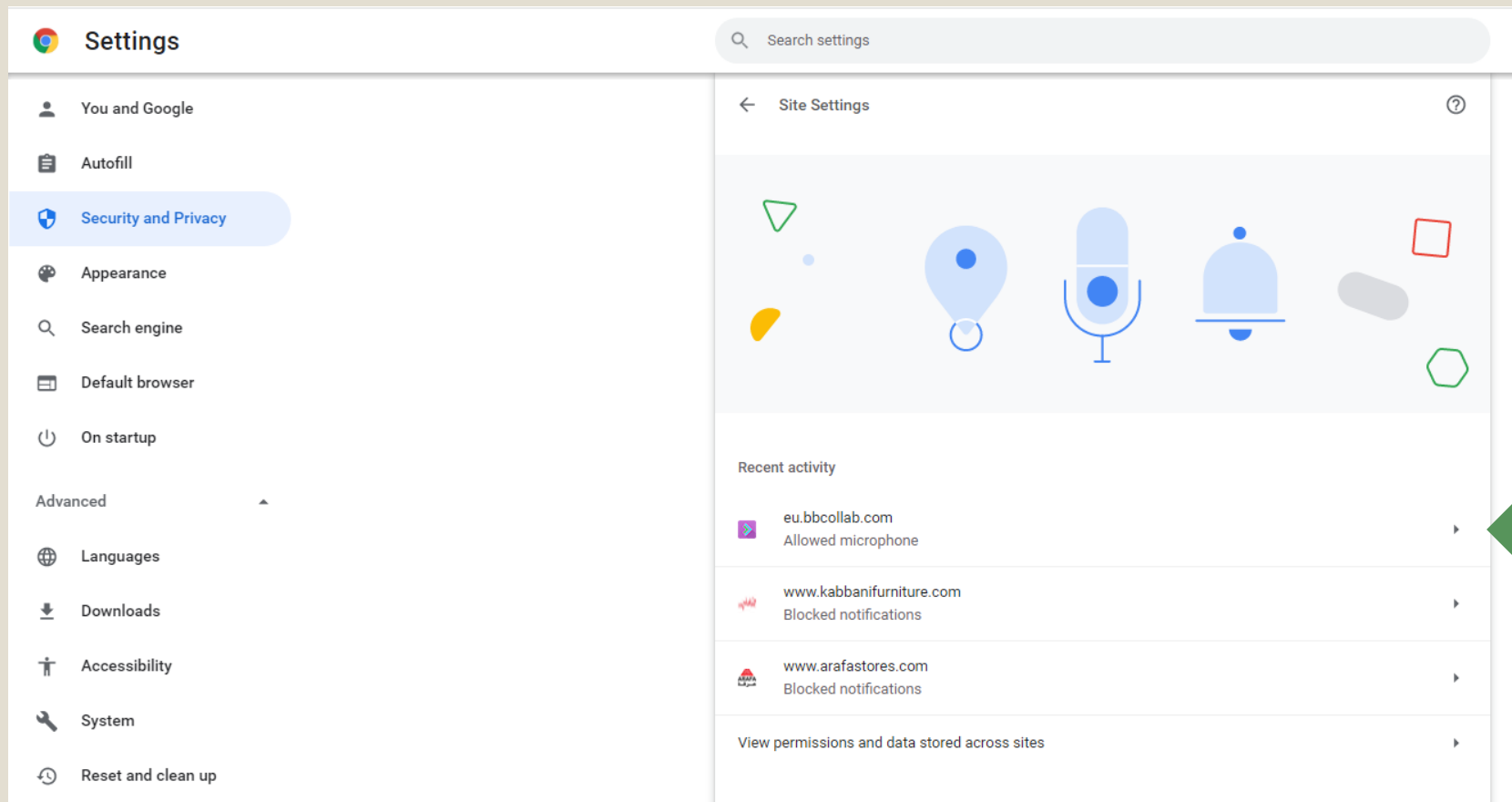
Controls what information sites can use and show (location, camera, pop-ups, and more)



Privacy Sandbox

Trial features are on





قم بالدخول على اول اختيار فى حالة الدخول على البلاك بورد مؤخرا

Permissions

Reset permissions

- Location Ask (default)
- Camera Block
- Microphone Ask (default)

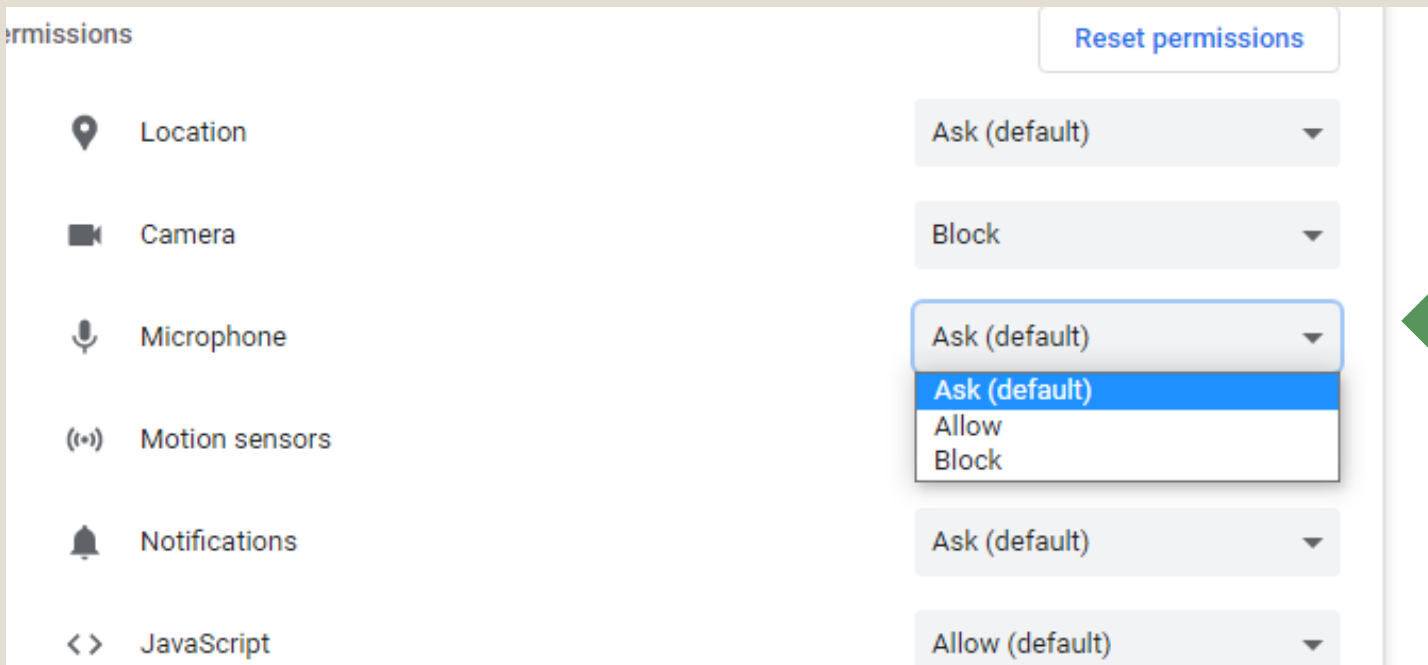


قم باختيار **allow**

Permissions

Reset permissions

- Location Ask (default)
- Camera Block
- Microphone Ask (default)
- Motion sensors Ask (default)
- Notifications Ask (default)
- JavaScript Allow (default)



قم باختيار **allow**



لأى إستفسار بالرجاء التواصل على ٣٤٨٢