

Communication Skills center

Urgent for freshmen students applying for the following faculties:

- Dentistry
- Tourism and Hotel Management
- Allied Medical sciences
- Arts and design
- Languages and Translation

They must register the obligatory Communication Skills course online.

Registration steps:

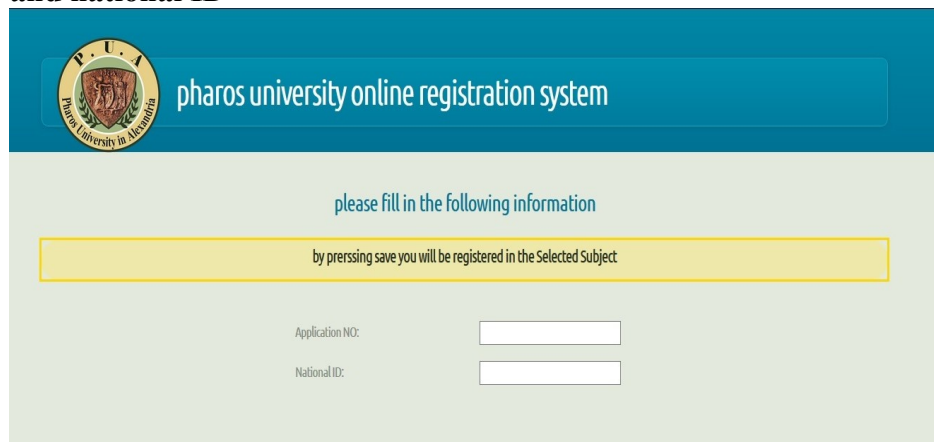
1. Students should go through the following link:

<http://www.pua.edu.eg/Page.aspx?Page=Admission+and+Registration>

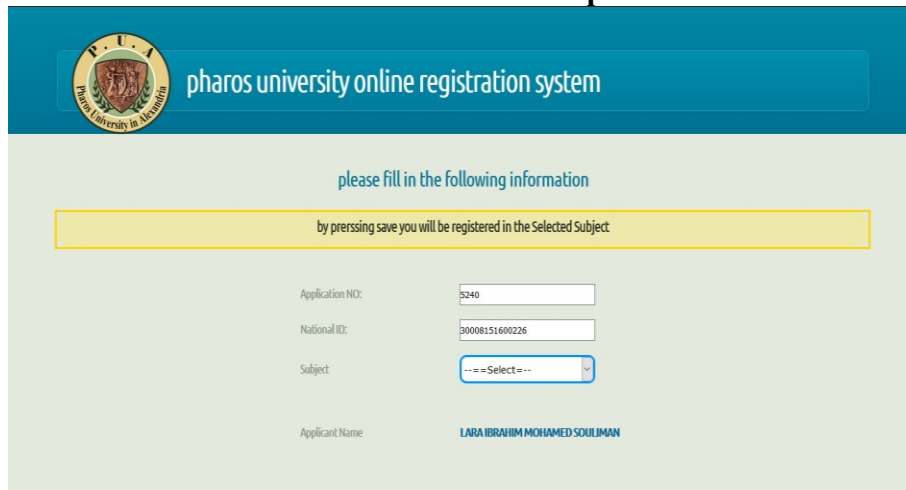
Then click on the highlighted button below



2. In this registration page, the student has to correctly enter his/her application number and national ID

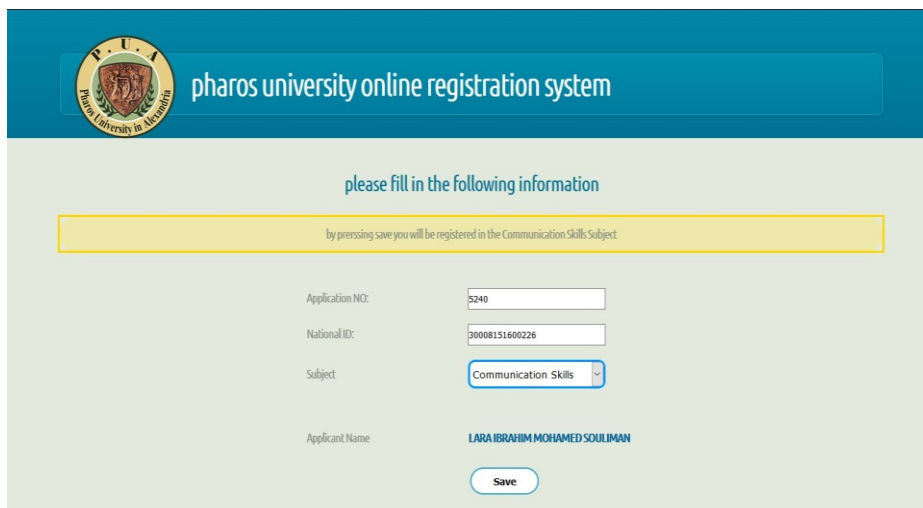


3. If data were entered correctly, the page will show student's name and he/she should choose "Communication skills" from the drop down list



The screenshot shows the Pharos University online registration system interface. At the top, there is a blue header with the university's logo and the text "pharos university online registration system". Below the header, a light green box contains the instruction "please fill in the following information". A yellow box below that states "by pressing save you will be registered in the Selected Subject". The form fields are: Application NO: 5240, National ID: 30008151600226, Subject: a dropdown menu currently showing "-- =Select=--", and Applicant Name: LARA IBRAHIM MOHAMED SOULIMAN.

4. Click on save



This screenshot shows the same registration form as the previous one, but with the Subject dropdown menu now set to "Communication Skills". A "Save" button is visible at the bottom of the form area. The yellow box now reads "by pressing save you will be registered in the Communication Skills Subject".

5. Students should check their groups with Ms/Sara E-429 till they have an ID number, then they can check their groups online.

مركز مهارات الاتصال

على الطلاب الجدد الملتحقين بالكليات الآتية:

- طب الأسنان
 - السياحة وإدارة الفنادق
 - العلوم الطبية المساعدة
 - فنون وتصميم
 - لغات وترجمه
- ضرورة وسرعة التسجيل لمقرر مهارات الاتصال على موقع الجامعة .

خطوات التسجيل:

1. الدخول عبر الرابط التالي:

<http://www.pua.edu.eg/Page.aspx?Page=Admission+and+Registration>

والضغط على Registration

2. ادخال الرقم التعريفي الخاص بالطالب والرقم القومى

3. عند ادخال البيانات بطريقة صحيحة ستظهر الصفحة اسم الطالب وبالتالي يمكن للطالب اختيار مقرر Communication skills من القائمة

4. الضغط على save

5. على الطلاب المتابعه مع أساره E-429 لمعرفة رقم وميعاد المجموعه الخاصه بهم